
















**CB2 Cells and control****CB2a Mitosis**

Step	Learning outcome	Had a look	Nearly there	Nailed it!
 7 <sup>th</sup>	List the names and order of the stages of the cell cycle, including mitosis.	<input type="checkbox"/>	<input type="checkbox"/>	<input type="checkbox"/>
 8 <sup>th</sup>	Describe what happens in each stage of the cell cycle, including mitosis.	<input type="checkbox"/>	<input type="checkbox"/>	<input type="checkbox"/>
 7 <sup>th</sup>	Describe why mitosis is important for an organism. (growth, repair, asexual reproduction)	<input type="checkbox"/>	<input type="checkbox"/>	<input type="checkbox"/>
 9 <sup>th</sup>	Explain why organisms may rely on asexual reproduction.	<input type="checkbox"/>	<input type="checkbox"/>	<input type="checkbox"/>
 7 <sup>th</sup>	Describe how mitosis produces genetically identical, diploid cells.	<input type="checkbox"/>	<input type="checkbox"/>	<input type="checkbox"/>
 7 <sup>th</sup>	Describe how cancers grow.	<input type="checkbox"/>	<input type="checkbox"/>	<input type="checkbox"/>







**CB2b Growth in animals**

Step	Learning outcome	Had a look	Nearly there	Nailed it!
 4 <sup>th</sup>	Define growth in animals as an increase in cell number and size.	<input type="checkbox"/>	<input type="checkbox"/>	<input type="checkbox"/>
 5 <sup>th</sup>	Give examples of specialised animal cells.	<input type="checkbox"/>	<input type="checkbox"/>	<input type="checkbox"/>
 6 <sup>th</sup>	Describe how structure of specialised animal cells is related to their function.	<input type="checkbox"/>	<input type="checkbox"/>	<input type="checkbox"/>
 7 <sup>th</sup>	Explain why cell differentiation is important in the development of specialised cells.	<input type="checkbox"/>	<input type="checkbox"/>	<input type="checkbox"/>
 8 <sup>th</sup>	Use percentile growth curves to interpret growth in children.	<input type="checkbox"/>	<input type="checkbox"/>	<input type="checkbox"/>






**CB2c Growth in plants**

Step	Learning outcome	Had a look	Nearly there	Nailed it!
 8 <sup>th</sup>	Describe the stages of growth in plants (cell division/mitosis, elongation, differentiation).	<input type="checkbox"/>	<input type="checkbox"/>	<input type="checkbox"/>
 5 <sup>th</sup>	Give examples of specialised plant cells.	<input type="checkbox"/>	<input type="checkbox"/>	<input type="checkbox"/>
 6 <sup>th</sup>	Describe how the structures of specialised plant cells are related to their functions.	<input type="checkbox"/>	<input type="checkbox"/>	<input type="checkbox"/>
 7 <sup>th</sup>	Explain why cell differentiation is important in the development of specialised cells in plants.	<input type="checkbox"/>	<input type="checkbox"/>	<input type="checkbox"/>







**CB2d Stem cells**

Step	Learning outcome	Had a look	Nearly there	Nailed it!
 7 <sup>th</sup>	Describe where stem cells are found.	<input type="checkbox"/>	<input type="checkbox"/>	<input type="checkbox"/>
 7 <sup>th</sup>	Describe the function of stem cells in plants and animals.	<input type="checkbox"/>	<input type="checkbox"/>	<input type="checkbox"/>
 9 <sup>th</sup>	Compare embryonic and adult stem cells in animals.	<input type="checkbox"/>	<input type="checkbox"/>	<input type="checkbox"/>
 7 <sup>th</sup>	Give examples of where stem cells may be used in medicine.	<input type="checkbox"/>	<input type="checkbox"/>	<input type="checkbox"/>
 8 <sup>th</sup>	Identify benefits and risks of using stem cells in medicine.	<input type="checkbox"/>	<input type="checkbox"/>	<input type="checkbox"/>
 10 <sup>th</sup>	Evaluate the use of stem cells in medicine (by comparing their benefits and risks).	<input type="checkbox"/>	<input type="checkbox"/>	<input type="checkbox"/>

**CB2e The nervous system**

Step	Learning outcome	Had a look	Nearly there	Nailed it!
 6 <sup>th</sup>	List the parts of the nervous system.	<input type="checkbox"/>	<input type="checkbox"/>	<input type="checkbox"/>
 4 <sup>th</sup>	Describe how the nervous system detects stimuli.	<input type="checkbox"/>	<input type="checkbox"/>	<input type="checkbox"/>
 7 <sup>th</sup>	Describe the structure of sensory neurones.	<input type="checkbox"/>	<input type="checkbox"/>	<input type="checkbox"/>
 7 <sup>th</sup>	Describe the routes that impulses take to and from the brain.	<input type="checkbox"/>	<input type="checkbox"/>	<input type="checkbox"/>
 8 <sup>th</sup>	Explain how sensory neurones are adapted to their functions (including the myelin sheath).	<input type="checkbox"/>	<input type="checkbox"/>	<input type="checkbox"/>

**CB2f Neurotransmission speeds**

Step	Learning outcome	Had a look	Nearly there	Nailed it!
 7 <sup>th</sup>	Describe how the nervous system responds to stimuli.	<input type="checkbox"/>	<input type="checkbox"/>	<input type="checkbox"/>
 7 <sup>th</sup>	Describe the structures of motor neurones and relay neurones.	<input type="checkbox"/>	<input type="checkbox"/>	<input type="checkbox"/>
 8 <sup>th</sup>	Explain how motor neurones are adapted to their functions.	<input type="checkbox"/>	<input type="checkbox"/>	<input type="checkbox"/>
 9 <sup>th</sup>	Explain the action and function of synapses.	<input type="checkbox"/>	<input type="checkbox"/>	<input type="checkbox"/>
 9 <sup>th</sup>	Explain how the structure of the reflex arc allows a faster response.	<input type="checkbox"/>	<input type="checkbox"/>	<input type="checkbox"/>
 8 <sup>th</sup>	Describe the structure and function of the reflex arc.	<input type="checkbox"/>	<input type="checkbox"/>	<input type="checkbox"/>